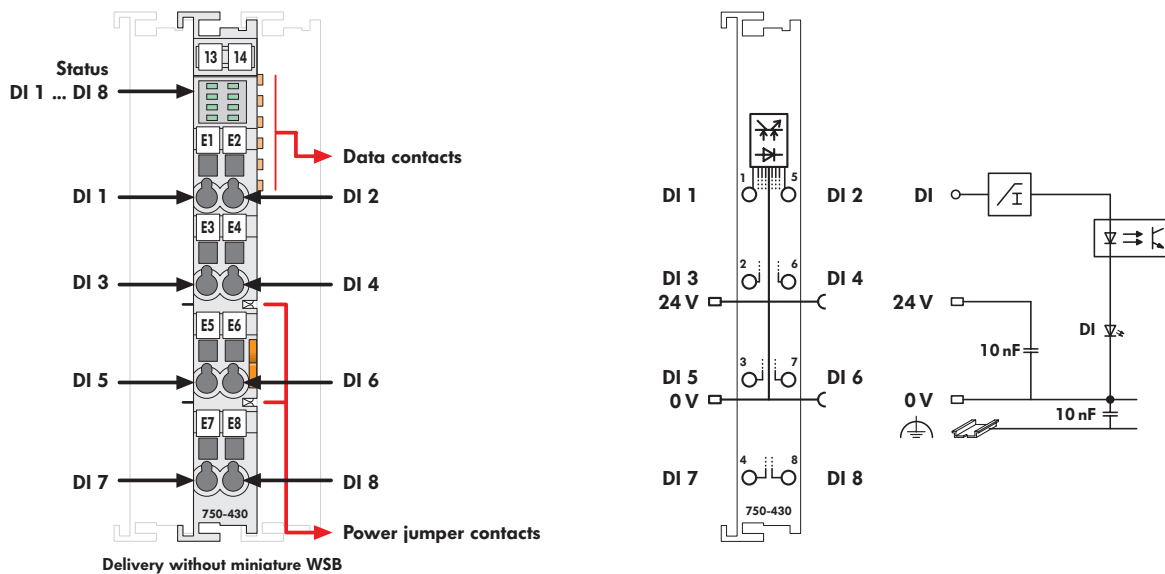


8-Channel Digital Input Module DC 24 V

1-conductor connection; high-side switching






The digital input modules provide 8 channels maintaining a width of only 12mm.

They receive control signals from digital field devices (sensors, etc.).

Each input module has a noise-rejection filter. This filter is available with different time constants.

An optocoupler is used for electrical isolation between the bus and the field side.

Description	Item-No.	Pack.-unit pcs	Technical Data
8DI 24V DC 3.0ms	750-430	10 ¹⁾	No. of outputs 8
8DI 24V DC 0.2ms	750-431	10 ¹⁾	Current consumption (internal) 17 mA
			Nominal voltage DC 24 V (-15% ... +20%)
			Signal voltage (0) DC -3 V ... +5 V
			Signal voltage (1) DC 15 V ... 30 V
			Input filter 3.0 ms (750-430)
			0.2 ms (750-431)
			Current supply _{typ} 2,8 mA
			Isolation 500 V system / supply
			Internal data size 8 bits
¹⁾ Also available individually			
General specifications			
Operating temperature	0°C ... +55°C		
Wire connection CAGE CLAMP®	0.08 mm² ... 2.5 mm²; AWG 28 ... 14		
	8 ... 9 mm / 0.33 in stripped length		
Dimensions (mm) W x H x L	12 x 64* x 100		
	* from upper edge of 35 DIN rail		
Weight	ca 50 g		
Storage temperature	-25°C ... +85°C		
Relative air humidity	95% no condensation		
Vibration and shock resistance	acc. to IEC 60068-2-6		
	acc. to IEC 60068-2-27		
Degree of protection	IP 20		
EMC CE -Immunity to interference	acc. to EN 50082-2 (1996)		
EMC CE -Emission of interference	acc. to EN 50081-1 (1993)		
Approvals			
	see pages 1.10 ... 1.13		
	II 3 GD EEx nA II T4, Class I Div2 ABCD T4A		
Conformity marking	CE		
Accessories			
	Item-No.	Pack.-unit pcs	
	Miniature WSB quick marking system		
	plain 248-501	5	
	with marking see pages 1.174 ... 1.175		